



NORTHWEST HORTICULTURAL SOCIETY

GARDENnotes
SPRING 2019



Iris variegata
Photo by Richie Steffen



WHAT'S IN A NAME?

Words by Daniel Mount

Pulmonaria 'Margery Fish' – image courtesy Daniel Mount

BEFORE I KNEW MUCH ABOUT PULMONARIAS . . . actually, I still don't know much about pulmonarias. Before I fell in love with pulmonarias, I should say, those like 'Benediction' and 'Sissinghurst White', I planted 'Margery Fish'.

It's been 17 years since I planted her, and I have never had to divide her or in any way maintain the humongous clumps she has grown into. A quick cut back just as the inflorescences fade every spring is all she needs. She is evergreen, robust and mildew

resistant, and an all-around grand gal in the spring garden.

Pulmonaria ‘Margery Fish’ was named after, as you might have already guessed, Margery Fish, author of the classic *We Made a Garden*. Written in 1956, it follows the trials and pleasures of creating a garden from scratch. In Fish’s case, it was at East Lambrook Manor in Sussex, England. Fish was a novice gardener when she took on Lambrook in the 1930s, but by the time she died in 1969, she had penned eight gardening books, was considered a consummate plantswoman, and was seen as the driving force behind the rebirth of cottage gardening in England after the Second World War.

Many plants were named in honor of her garden like *Artemisia absinthium* ‘Lambrook Silver’ and *Santolina chamaemycparissus* ‘Lambrook Silver’. And many plants were named for her, like Hebe ‘Margery Fish’, Bergenia ‘Margery Fish’, and, of course, *Pulmonaria* ‘Margery Fish’. This plant was found as a seedling at Lambrook, but wasn’t named and introduced until shortly after Fish’s death in 1974. Names like these are called honorifics and you can find many cultivars named in honor of the gardeners who found them.

The name *Pulmonaria* is a latinization of the common name for the plant, lungwort. It was thought that the spotted oval leaves looked like diseased lungs. The Latin for lung is *Pulmo*. The little “wort” that follows lungwort, or liverwort, and St. John’s wort for that matter, comes from Old English and indicates a plant which was once used medicinally or for food. So, lungwort was used to treat respiratory problems. Actually, *Pulmonaria* appears in many languages as lungwort, but is associated with honey in the Russian name ‘medunitiza’ and the Polish name ‘miodunka’, probably because it is so attractive to bees.

You’ll have noted by now I have avoided giving Margery’s lungwort a species name. There are complications with doing that. It is commonly listed as *Pulmonaria vallarse* ‘Margery Fish’, Vallarsa being the region east of Lake Garda in Italy where this species grows. It is also known as *P. saccharata* ‘Margery Fish’, *saccharata* meaning “sprinkled with sugar” referring to the white spots on the leaves (a much better image than a diseased lung). Still, others throw it into the species *P. affinis*. More than likely this spontaneous hybrid that appeared in Fish’s garden is a hybrid of the latter two.


My own clump of ‘Margery Fish’ has produced many seedlings over the years. Most are pretty true to type. They are forming colonies under the shade of deciduous trees. One seedling stood out among them all. A real beauty. I named it ‘Margery’s Daughter’. Though it is by no means an official cultivar yet, I think it holds promise. Besides, ‘Margery Fish’, which won the

Royal Horticultural Society Award of Garden Merit in 1998, is hard to come by these days, replaced by showier, yet weaker, plants.

Fish did most her own gardening, even the hard and heavy work like laying paths and building dry-stack stone walls. She had a special affinity for spring-blooming shade plants. It is no wonder this work horse of a lungwort was named for her. It’s no wonder it inspired my interest in the genus.

And sparked a lifelong love. ∞

David Mount is a former NHS board member and a frequent contributor to GardenNotes and other publications. You can read his blog at mountgardens.com.



We Made a Garden by Margery Fish – image courtesy the Elisabeth C. Miller Library


THE MILLER GARDEN CELEBRATES ITS 25TH ANNIVERSARY

Words & Photos by Richie Steffen (unless otherwise noted)



Miller Garden house circa 1949 – Miller Family

WHEN ELISABETH C. MILLER FOUNDED NHS IN 1966, who could have realized that the relationship would last well beyond Mrs. Miller's passing in 1994. Since those early days, NHS has become a thriving organization providing a vibrant educational experience to gardeners throughout the region. This year the Miller Garden celebrates its 25th anniversary from the time Mrs. Miller bequeathed her estate to become a botanical garden and the Miller Garden continues a tradition of collaboration with NHS now spanning 53 years.



Betty Miller

When the Millers purchased five acres of land and built a home around 1948 in north Seattle, few could have imagined what the estate would become. The long narrow

property was mostly open with a wooded area to the east of the house and steep slopes to the west, providing sweeping views of Puget Sound and the Olympic Mountains. Two of the five most westerly acres are steep bluffs allowing only three precious acres to build a world class garden. At the time of purchase Mrs. Miller was not a gardener and, like many of us, she started her path toward gardening with beds of annuals. Full of bright color and easy to grow, these were like sweet candies, sugary and delicious, but soon forgotten and not fulfilling. As her interest in plants and gardening deepened, she developed friendships with some of the best and most remarkable plant folk in the region. Many of these people are still well-known because they shaped the way we think about gardens to this very day. These horticultural



Miller Garden house circa 1970's – Miller Family

Miller Garden house 2009

Miller Garden house 2019

titans include Art and Maureen Kruckeberg (creators and founders of the Kruckeberg Botanical Garden), Brian Mulligan (director of the Washington Park Arboretum from 1946 to 1972) and Carl English, (creator of the gardens that bear his name at the Ballard Locks) plus many more. Learning and sharing with talented gardeners shaped Mrs. Miller's views and formed the foundation and inspiration for the Northwest Horticultural Society.

In 1994 when Mrs. Miller passed away, she left provisions in her will for her garden to continue. The results are a vibrant institution that remains committed to her greater vision of gardening and horticulture in the Northwest. In 2015 the Miller Garden board adopted a vision statement: Inspiring the highest standards of NW horticulture through practice and education. This statement encapsulates the work of the Garden's staff. Through experimentation, research and careful observation the staff has developed a vast amount of knowledge on the cultivation and care of rare and unusual plants as well as valuable experience in cultivating in challenging locations such as steep slopes and dry shade. Each year the Miller Garden opens its doors to members of NHS for a limited series of classes where we can share this information on our successes and sometimes failures.

The desire to share information is key to the Miller Garden. Unfortunately, the Garden itself is extremely limited in its visitation. Outreach beyond the Garden's confines is important to fulfilling our educational goals. The primary educational outreach program is Great

Plant Picks (www.greatplantpicks.org). This program focuses on helping gardeners find consistently reliable plants that are top performers in the maritime Pacific Northwest. Drawing on inspiration from Mrs. Miller's desire to have the best adapted plants for her developing garden and her desire to see tough, yet beautiful ornamentals in the public spaces of Seattle, Great Plant Picks (GPP), began in 2000 with the help of over 25 expert horticulturists from the Northwest. This selection committee consists of garden professionals from public gardens, city parks, landscape designers, landscape architects as well as large and small retail and wholesale nurseries. A diverse group with vast experience and knowledge, they provide lively debate about favorite and not so favorite plants and how they perform in our region. NHS has used Great Plant Picks over the last several years to focus and provide ideas for its spring symposium program as well as a regular source of articles



Northwest Horticultural Society Garden Notes newsletter featuring a tribute to Betty Miller, 1994

in Garden Notes.



Allium karataviense in the Miller Garden

In the early years of NHS, Mrs. Miller and her gardening friends took a keen interest in having speakers share their knowledge with the growing organization. First drawing from talented Northwest gardeners, but later expanding to experts from across the United States and the United Kingdom, NHS was one of the first to bring in such talents as Roy Lancaster and Christopher Lloyd to the Northwest. The current monthly lecture program was born out of these initial learning opportunities. In 1995 a cooperative effort was launched between the Miller Garden, the Miller Library and NHS to present a memorial lecture to celebrate Mrs. Miller's commit-



Group gathering at the Miller Garden, early 1970's – Miller Family

ment to sharing knowledge. This event has become the largest annual horticultural lecture in the country with between 800 to 1000 attendees every year. To celebrate this year's 25th Anniversary the Miller Garden is sponsoring Dr. Peter Zale, Associate Director of Conservation, Breeding and Collections for the famed Longwood Gardens near Philadelphia, Pennsylvania.

The legacy of Elisabeth C. Miller includes the Northwest Horticultural Society and the Miller Botanical Garden. These two vibrant organizations are fulfilling Mrs. Miller's desire to educate and inspire the gardening community and, as the Miller Garden celebrates its 25th anniversary this year, there is confidence this collaboration will continue well into the future. ☺

Richie Steffen is Executive Director of the Elisabeth C. Miller Botanical Garden and NHS past president.



Miller Garden in 2008

The Garden Curmudgeon

Editor's Note: For those who may not remember, or are more recent members of NHS, several years ago Garden Notes received anonymous articles expressing the unrestrained views of the Original Garden Curmudgeon, henceforth referred to as the OGC. The laser focus of the OGC to call out deficient garden practices and poorly behaved gardeners was near legionary. Once the OGC either felt unburdened or that their attempts were futile retirement was eminent and the mantle of writing was soon taken up by another, simply referred to as the Garden Curmudgeon (the GC).

For the GC a skepticism, generally reserved for politicians and conspiracy theorists, was turned onto the horticultural community and resulted in a series of keen observations that exposed the flaws and excesses of gardening and those that obsess over it. The GC eventually retired as well. Whether it was by choice or by aneurism of holding their tongue during the proclamation of some snooty know-it-all gardener, we shall never know.

Recently, the GC was drawn out of retirement and the following correspondence was received at the editor's office.

Procrastination

First off, I must apologize for not getting this to you for the winter issue. I had meant to remind people that the first of the year is a good time for a fresh start. I'm a big list maker which helps me keep organized and on track. My problem lately is procrastination. I was busy thinking about putting the garden to bed.

My goal was to put the garden to bed after the first hard frost. But, it was kind of cold that week so I figured a few hard frosts would be better. It was still too darn cold so I made tea and started reading one of those fancy English garden magazines. I saw this lovely picture of some garden by a guy named Piet Oudolf. The picture was of drifts of dried grasses and perennials with a light layer of frost shining in the sunlight. I figured this would solve my problem, I could just let the garden be and take on this winter glory and save me a ton of time. I had visions of lots of birds feasting on the seeds. Well, we had extra heavy rains and wind so by January it was beaten down and turned into a pile of mush. It was too mushy for the birds to pick through so I started cleaning it up, which took twice as long because it was so wet. It was also covered in baby slugs so I guess it was a natural habitat for something.

By the time I got the garden cleaned up, the weeds had kicked into high gear too. I had good intentions of getting to that next, but the early plant sales were starting, and I didn't want to miss out on any cool new plant that I just had to have. I had really meant to get all the plants from last year planted first, but they aren't hard to deal with just sitting in the driveway. Maybe, if I just put a nice wooden border around them, it would look like a planned bed and I could deal with them later and just add a few more to the new driveway bed. I'm digressing, weeds!

Unfortunately, I had agreed to open my garden for a little neighborhood spring tour. I spent the day before weeding like mad and thought I had done a pretty good job. So, we were walking around and talking about this plant and that one, just getting our plant geek on when one of the women asked, "Do you mind if I pull this weed?" I realized then that I don't have any super powers at that moment because if I did she would have disappeared. I politely said, "Well, no I don't; in fact, let me get you a bucket and you can knock yourself out while the rest of us finish the tour." There is a reason I'm not a diplomat. I guess I should get the rest of the weeding done. I really wish that woman would come back and help.

Summer does seem an easier time in the garden. Last year, I had a little extra time so I decided to put in a new garden bed. I had a spot with the perfect light conditions and good soil. It was just a bit far from the house. but I figured it would be a destination spot. I amended the soil and did a nice planting plan. I did hire someone to help with the install because I knew it might take me too long if I did it by myself. I'm not totally self-unaware. Well, by the time it was finished the rains had stopped so I needed to water. I went to the hardware store and got 400 feet of hose and figured I can dig the trench later for the proper irrigation. Now, I'm wishing I would have gotten a black or green instead of the bright orange hose. It might be there awhile.

One thing I was meaning to ask is, do you think it's too late to plant the tulip bulbs I bought last fall? 🌷

Sincerely yours,
OGS

GREAT PLANT PICKS SPOTLIGHT

A GARDEN FOR ALL SEASONS

Words and Images by Richie Steffen

Larix kaempferi 'Diane'

ALTHOUGH WE ARE ALL DRAWN TO COLORFUL BLOOMS of annuals and can have a hard time resisting the bold, beautiful leaves of cannas and coleus, it does not take long to realize this

does not make for a great looking garden in the off season. Great Plant Picks (GPP) has recently released plant lists that will help us all expand our gardening palette to include plants for every season.



Cornus x elwinortonii 'Kn30 8' VENUS™



Epimedium 'Lilac Cascade'

Our mild, maritime climate (although, not quite so mild this past winter!) allows us to have blooms and interest even in fall and winter. The wealth of conifers and broadleaf evergreens that will grow successfully here create the backbone and framework in every beautiful garden. The huge selection available of deciduous trees and shrubs gives us plenty to choose from for shapely form and graceful branching. Here are a few of my favorite GPP plants for each season.

SPRING

Spring in the Northwest is incredible with seemingly endless waves of flowers providing bright colors and fresh new growth. One of my favorite sights in early spring is the bright apple green buds opening on the *Larix kaempferi* 'Diane', commonly called Diane contorted larch. Larches are one of the few deciduous conifers and 'Diane' has beautifully twisted branches that provide an eye-catching structure year-round. It is a slow grower and can easily be maintained as a container specimen for many years. As an added bonus, mature trees will develop cones which emerge a bright purple pink.

If you love flashy flowers, dogwoods are hard to beat for a showy display. The

most spectacular in bloom is *Cornus x elwinortonii* 'Kn30 8' VENUS™, Venus dogwood. This disease resistant selection is a complex hybrid of the Chinese



Epimedium 'Amber Queen'

species (*Cornus kousa* ssp. *chinensis*) and the familiar Eastern U.S. native dogwood (*Cornus florida*). The results are astounding with enormous white blooms up to 6 inches across on a small rounded tree that can reach 20 to 25 feet tall.

I am a serious collector of *Epimedium*, gathering every species or cultivar I can find. Great Plant Picks has an excellent list of some of the best forms available.

The delicate, spidery flowers are charming in any garden and come in a variety of colors. Some of my favorites for purple flowers are 'Lilac Cascade', 'Dark Beauty' and 'Queen Esta'. All of these selections also have interesting new growth. If you prefer a lighter or brighter color, 'Bandit' and 'After Midnight' have white flowers that show well against their bright green and red edged foliage. *E. 'Amber Queen'* has canary-yellow flowers blushed with orange and is remarkable for its extremely long bloom time.

Spring is not complete without giving a nod to the array of garden worthy native bulbs. At the top of the list is *Camassia quamash*, or camas. The tall spikes of showy purplish-blue flowers and the ease of care make these a must in any Northwest garden. They are easily purchased as bulbs in the fall and can often be found at plant sales in the spring already growing and ready to be planted.

SUMMER

As the flash and glitzy blooms of spring



Epimedium 'Queen Esta'



Camassia quamash

fade, the lush foliage and luxuriant growth of summer are to be enjoyed, but summer does not have to be shy of later blooming trees and shrubs. One of my favorite trees for early summer flowers is *Magnolia sieboldii*, Oyama magnolia. This small multi-stemmed tree has a graceful arching frame, and in June and July bone-white, egg-shaped buds hang down below the foliage. The open blossoms are bowl-shaped with a pinkish-red center and give off an intense lemony fragrance. Since the blooms hang on the undersides of the branches, they are easily seen and thoroughly enjoyed.

Another small flowering tree that is vastly underused is \times *Chitalpa tashkentensis* 'Pink Dawn'. A bizarre hybrid of *Chilopsis* (desert willow) and *Catalpa* (cigar tree), it combines hardiness with drought tolerance. In mid-summer, short spikes of pink foxglove-like flowers dot the small tree until the end of August. This tree demands full sun and well-drained soils, but will reward you with a grace-

ful rounded tree that is free of pests and diseases.

No summer garden is complete without fuchsias. These enchanting plants thrive



Fuchsia 'Dying Embers'

in our maritime climate, and there is a wide selection of cultivars that are fully hardy in the ground. An old-fashioned cultivar that has earned a reputation for being one of the hardiest and toughest is *Fuchsia magellanica* var. *molinae* 'Alba'. Even though the name may suggest it is white, the actual flower color is pale pink. Over the summer, a mature shrub can produce thousands of blooms that dangle gracefully from the branch tips. This is also one of the largest of the hardy fuchsias, reaching up to 15 feet tall in a mild or protected site. Nearly as tough, but just as handsome, is the loosely related *Fuchsia magellanica* var. *gracilis* 'Aurea'. This will be a smaller plant in the garden but stands out with its glowing golden-yellow foliage. The luminescent leaves are the perfect foil for the profuse red and purple flowers. If you prefer an even smaller selection, try Fuchsia 'Golden Gate'. The golden foliage of this cultivar is not as bright, but it is more compact and produces larger flowers. One of my favorite smaller fuchsias is *Fuchsia* 'Dying

\times *Chitalpa tashkentensis* 'Pink Dawn'



Acer japonicum 'Aconitifolium'





Parthenocissus henryana



Colchicum autumnale 'Alboplenum'

Embers'. This tight-growing, bushy selection bears a spectacular show of small hanging blooms that have deep smoky-red outer petals with eggplant-purple inner petals making it perfect for in the ground or in a container.

AUTUMN

Growing up on the East Coast, I miss the remarkable shows of autumn color so selecting plants with good fall interest is a must. Certainly, I could not garden without *Acer japonicum* 'Aconitifolium', fern-leaf maple, an iconic plant of the Miller Garden where Mrs. Miller planted over twenty-five trees. Their flaming red fall color is a beacon of the season. A lesser known but equally beautiful plant for the fall is *Parthenocissus henryana*, silver vein creeper. Related to Virginia creeper and Boston ivy, this less aggressive grower is best in a shady location. During the summer the dark green foliage is marked with silvery veins that only show if it is grown out of sunlight. In mid-

October a subtle change starts with a bronze blushing to the foliage progressing to bright florescent reds and pinks. It is one of the few vines that will provide great fall color in the shade.



Sedum sieboldii

Autumn does not have to be entirely about foliage colors. There are several perennials that can add color to the late season landscape; two favorites are *Sedum sieboldii*, October daphne sedum, and *Colchicum autumnale* 'Alboplenum', white double-flowered autumn crocus. The sedum is one of the last to bloom displaying bright pink flowers on a low spreading plant. The pink blooms show well against pale blue-green foliage that bears a distinctive red edge. The autumn crocus looks delicate but is actually quite tough. The buds push up through the soil in early autumn and open with a feathery bloom of thin strappy petals. The look is charming and very different from other autumn crocus.


WINTER

The winter garden reveals the structure and form of your planting which is why evergreens are so important during this time of the year. Broadleaf evergreens are essential to Northwest gardens, and

Pieris japonica 'Brookside Miniature'



Veronica (Hebe) topiaria



there is a wealth of easy to grow choices. Japanese andromeda (*Pieris*) have long been a favorite but can seem overused.

A unique cultivar with an interesting growth habit is *Pieris japonica* 'Brookside Miniature', compact Japanese andromeda. This cultivar was imported from Japan by Brookside Gardens in Wheaton, Maryland and is very different from any other *Pieris*. Each leaf is a tiny miniature-sized version, and the shrub has an upright columnar habit making it a great choice for small gardens and tight locations.

Another group of very useful broadleaf evergreens are hebes, now classified as *Veronica*. Many have earned a reputation for being tender, but there are some that are quite hardy and will stand up to our winters. One of the top performers is *Veronica (Hebe) topiaria*. This well-behaved shrub has lovely, tiny gray-green leaves on a very tight compact plant.

Although it is not a heavy bloomer, older plants will be dotted with short, white spikes in early summer.

Winter is an excellent time to showcase conifers, and few convey the rugged nature of our Northwest mountains more than *Tsuga mertensiana*, the mountain hemlock. It is one of the few alpine conifers that will grow well at lower elevations and often has striking blue-green needles. The narrow form and layered branching make it a useful and graceful addition to nearly any garden.

Another great slow grower is the golden needled *Picea orientalis* 'Skylands', golden Asian spruce. The new growth in the spring is bright acid yellow, then deepens to golden tones for the remainder of the year. Older needles turn a deep dark green, which really makes the golden growth stand out, especially during the rainy days of winter. This spruce also has


a narrow habit making it a good fit for many smaller urban spaces.

These are just a very few of the choices we have in the Northwest that can make our gardens a year-round experience. As you shop the nurseries and plant sales this spring make sure you think what season your garden favors, then try a few plants that will perk up other times in the garden. Check out the Great Plant Picks website at www.greatplantpicks.org for more top performing plant choices. ♡

Richie Steffen is Executive Director of the Elisabeth C. Miller Botanical Garden and NHS past president.

Tsuga mertensiana

Picea orientalis 'Skylands'



LITERARY NOTES

from the Miller Library

by Brian Thompson

AFTER THIS LAST WINTER, I AM PICTURING MYSELF NEXT FEBRUARY sitting somewhere warm, with a tropical drink in hand, while admiring swaying palm trees. Ahhhhh.

Will this happen? Probably not, but I don't need an airplane ticket to find palm trees. Savvy gardeners have long made use of *Chamaerops humilis* (Mediterranean fan palm) and *Trachycarpus fortunei* (Chinese windmill palm) in Seattle area gardens.

While these are the most suitable members of the family Arecaceae (the palms) for our region, there are other possibilities for the adventuresome gardener. Consider joining the Pacific Northwest Palm & Exotic Plant Society that is “dedicated to the successful cultivation of palms and other exotic plants outdoors in BC, Washington, and Oregon.”

This quote is from the society's newsletter, *Hardy Palm International*. The Miller Library maintains a print collection of this publication, produced mostly by gardeners in southwest British Columbia. These people are serious about their palms; one gardener in Victoria has 20 different species or hybrids (see Issue #102 – Fall 2018). While this may be a severe case of zone denial, this gardener remains aware of the regional plant palette and recommends using large leafed rhododendrons to fill the gaps between palms.



For another perspective, consider *Designing with Palms* by Jason Dewees, a new book by a San Francisco based author, who profiles garden motifs evoked by palms across the country. For instance, *Chamaerops humilis* suggests a Mediterranean garrigue, an ecosystem with low shrubs, including rosemary and lavender – perhaps a possible design concept for our region?

While the examples do not include a garden in our region, those in temperate areas do give guidance. I found the Riverbanks Botanical Garden in Columbia, South Carolina especially instructive, perhaps because Jenks Farmer, a Master of Science graduate from the Center for Urban Horticulture in 1993, had a major role in its design.

Dewees is well aware of the practical side of a garden with palms. His copious species notes include hardiness ratings – fine tuned to the exact minimum temperature – and many cultural and aesthetic tips. On caring for *Trachycarpus fortunei*: “Give them an updated look by pruning off the gorilla-hairy leafbases to reveal their smooth, ringed trunks . . . or leave them natural and tuck epiphytes such as bromeliads, orchids, and ferns among the fibrous leafbases.”

Brian Thompson is the manager and curator of horticultural literature for the Elisabeth C. Miller Library.



*Trillium chloropetalum &
Adiantum venustum*

NEW MEMBERS

Bre Black
 Ruby Blondell
 Brian G Boyns
 Corinne E Burr
 Margaret A Cashman
 Jonathan D Catlett
 Laura Cooper
 Marisa A D'Angeli
 Diane Fairbanks
 Laura Fraioli
 Catherine Hay
 Judith M Henke
 Bryon Jones
 Daniel J Jones
 Leslie D Mann
 Mark D McKernan
 Lilly L McLellan
 Carissa Nelson
 Marina Nepom
 Alexa Parker
 Paula Pippin
 Debra A Quinones
 James Record
 Laurie Riley
 Kathleen A Sebastian
 Laura Shabe
 Pat Spetz
 Susie Thompson,
 Susie Landscape Designs
 Sarah VanSanden
 Heidi Walther
 Karin E Wieneke
 Marsha E Wolf

Thank you to our patrons. The Wednesday Evening Lecture Series would not be possible without the tremendous support of our patrons. Their generosity helps NHS provide an outstanding educational program for Northwest gardeners.

2019 Patrons

Joseph Abken
David Aho
Hiroko Aikawa
Catherine L Allan
Phoebe Andrew
Kathleen Archer
Larry Arndt, Pacific Landscaping Inc
Janis M Arthur
Barbara Asmervig
Mary Ellen Asmundson
Annette Barca
Carolyn Barden
Douglas Bayley
Karen Benson
Bonnie Berk
Suzette & Jim Birrell
Rhonda Bjornstad
Gus Blake
Constance Bollen
Sandra Booren
Virginia Brewer
Elaine Brogdon
Delaney C Brummet
Kit Cameron
Nancy Campbell
Shelly Capeloto
Whitfield Carhart
Sarah Cheng
Sue Clark
Patricia Crockett
Stacie Crooks, Crooks Garden Design
Gina Crumbaker
Christine S Davis
Tanya & Al Dodson
Emily Dexter
Gabriele Dickmann
Tina Dixon
Carol Driver
Anita Dunn
Janet Endsley
Ken & Cauleen Eshleman
Sue Ewens
Phoebe Fine Phoebe Fine Design
Carolyn Fisher
Gayle Forslund
Gwyn Fowler
Kathy Fries
Maren B Gilliland
Marilyn Glenn
Loretta Goetsch

Courtney J Goetz
Sue Goetz
Greg Graves
Faye Greenlee
Virginia Hand
Carolyn Gross
Gayle Harris
Catherine W Hayes
Terry Hayes
Rahul Thombre & Margaret Hayes-Thombre
Nancy Heckler
Deborah Heg
Gail Hongladarom
Yolanda Houze
Sharon & Robert Jangaard
Becky Johnson
K Suzanne Jones
A C Kennedy Inc dba Kemper Iversen
Ann E Keppler
Karin Kravitz
Wendy Lagozzino
Denise Lane
Susanna M Lane
Raymond J Larson
Dorothy Lennard
Ann LeVasseur
Jan Lewinsohn
Judy Likness & Cheryl Hughe
Toni Loomis
Mark Lyke
Charlie Madden
Hans & Tina Mandt
Susie Marglin
Gillian Mathews
Linda & Roger McDonald
Langdon L Miller, MD
Renee Montgelas
Lorraine Morton
Rebecca Z Murlless
Ann Neel
Lee & John Neff
Richard & Jana Nelson
Susan R Nelson
Sue Nevler
Rebecca Norton
Colleen O'Connor
Mariette O'Donnell
Chuck Ogburn
Lucinda O'Halloran
Courtney Olander

Mary Ellen Olander
Sue Olsen
Ann S Ormsby
Pam Owen
Camille Paulsen
Maryann Pember
Vangie & Daniel Pepper
Betsy Piano
Susan Picquelle
Dinny Polson
Debi Quirk & Steve DeMont
Suzanne Ragen
Sashi Raghupathy
Ravenna Gardens
Eve Rickenbaker
Deborah Riehl
Pat Riehl
Stephanie L Rodden
Emily Ross
Nita-Jo Rountree
Marilou Rush
Kathleen Sabo
Liz Sanborn
Canan Savrun
Elizabeth Scott
Patricia Sheppard
Sandy Sowers
Richie Steffen & Rick Petersen
Philip R Stoller
Karen Swenson
Charles Symens & Mary Shane
Jane C Thomas
Sarah Thomas
Walter Thompson
Sue Tong
Shelagh Tucker
Loretta Turner
Cathy Van Dyke
Eileen Van Schaik
Ralene Walls
Kathe Watanabe
Jean Weaver
Wendy Welch
Jackie White
Joanne White
Sherri Wilson
Withey Price Landscape & Design LLC
Phil Wood
Jenny Wyatt
Ann Wyckoff

President's Message



Dear Garden Friends,

Thankfully, spring is here and hopefully you have been enjoying all the amazing changes happening daily in your gardens and local parks. Spring is an amazing time of year full of optimism, renewal, and energy for the coming year. There is so much happening everywhere you look. Tulips, narcissus, and all those beautiful and wondrous lesser bulbs like chionodoxa, scilla and fritillarias are popping left and right in our gardens. It always reminds me that we all need to plant more bulbs, but it also reminds me to slow down and enjoy those great garden plants. Gardening in the early spring has its challenges and can also be very rewarding as long as we remember to slow down and take time to enjoy the amazing changes happening in front of our eyes.

We've been lucky with an unseasonably dry early spring that has left us with lots of time in our gardens to work, watch, and observe what has survived and what has perished this year from our wild and unpredictable winter. I know everyone has lost many prized and lovingly cared for plants, some more than others. I had feared that I lost a large planting of *Astelia* 'Silver Sword' in my own garden. They all froze to the ground. After a good clean-up, a light side-dressing of compost, and a drink of water; they appear to be on the mend and starting to regrow! Let's hope we all have some plants that continue to amaze us and continue to persevere.

I'd like to thank our Education and Symposium committees for an outstanding and inspiring NHS Spring Symposium. The quality of the speakers and content made it a truly a top-notch event. Richie Steffen showed us the year-round color at the Miller Garden and how to successfully incorporate the same plants in our spaces. Sue Goetz explained practical and useful garden layout and how to concentrate higher impact plants where they can be viewed and enjoyed during the winter months. Claudia West's eye-opening talk about color and color-theory pushed us to truly think about what we are seeing in gardens and landscapes and how those naturalistic gardens resonate with all of us. Nigel Dunnett explained his planting design theories that can help us create designed garden spaces that work in harmony with sustainable plant communities. Every one of these great speakers imparted to me an emphasis on viewing our gardens and really thinking about what components help make a beautiful and successful garden.

Once again, we had a successful and motivating Spring Ephemeral Plant sale. Kudos to our volunteers, plant vendors, board members, and shoppers that helped make this event a winner. Hopefully, all your new plants have new homes already. Like all our events, volunteers help run this amazing organization. If you are at all interested in volunteering, please contact me or any board member at any event; we would be more than happy to give you more information.

On behalf of our Board of Directors, I'm wishing you a great spring and summer. Remember to slow down and really look at your gardens! ♪

Happy Gardening,
Jason Jorgensen
NHS President

GARDENnotes

Editor

Rick Peterson
rick@millergarden.org

Designer

Sonya Kopetz
sonya@kbdesign.com

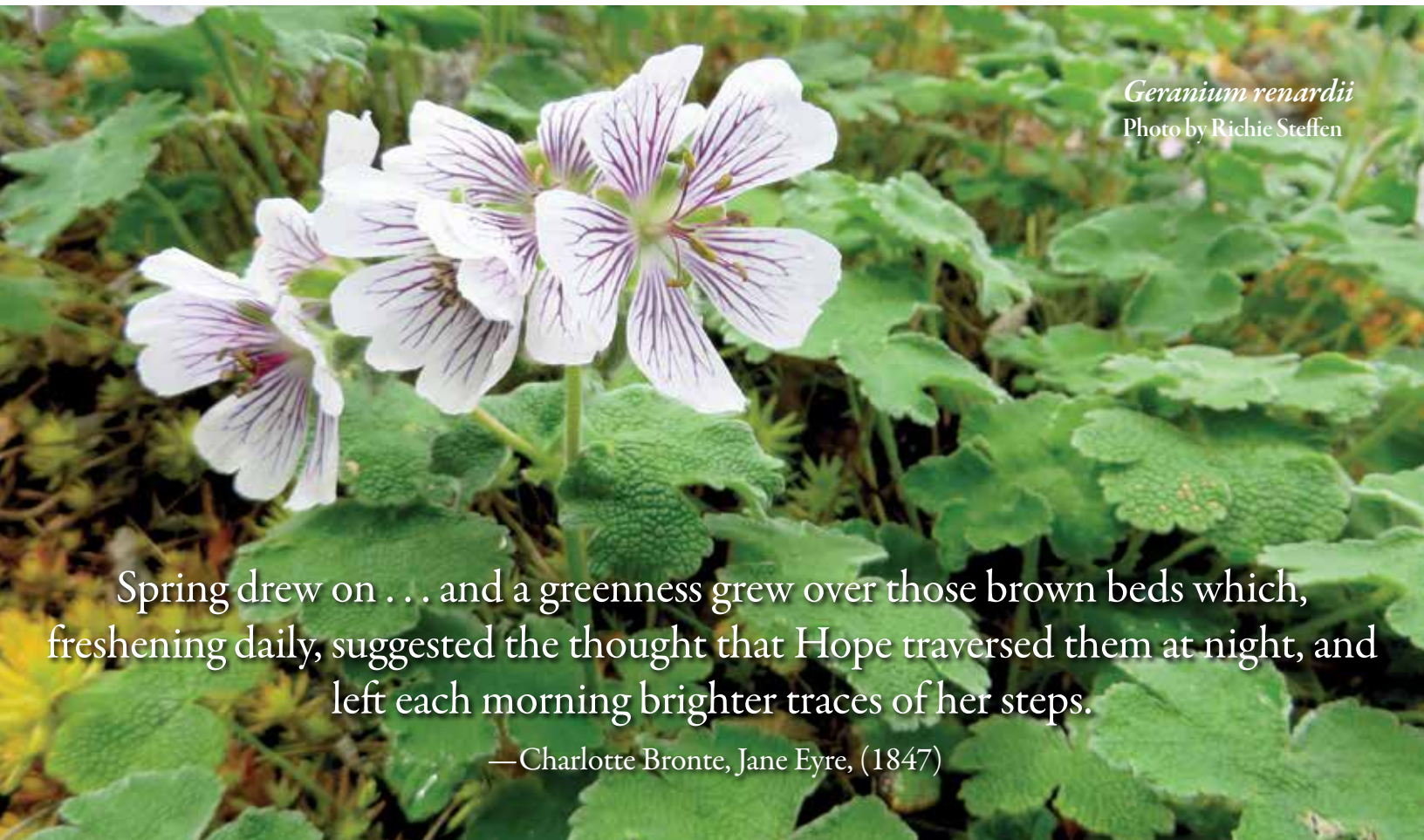
Contributors

Laura Blumhagen
Garden Curmudgeon
Jason Jorgensen
Karin Kravitz
Daniel Mount
Richie Steffen
Brian Thompson



NORTHWEST HORTICULTURAL SOCIETY
PO Box 4597
ROLLING BAY, WA 98061-4597

Non-Profit
Organization
U.S. Postage
PAID
Seattle, WA
Permit No. 4842



Geranium renardii
Photo by Richie Steffen

Spring drew on . . . and a greenness grew over those brown beds which, freshening daily, suggested the thought that Hope traversed them at night, and left each morning brighter traces of her steps.

—Charlotte Bronte, *Jane Eyre*, (1847)