



NORTHWEST HORTICULTURAL SOCIETY

GARDENnotes
SPRING 2018



Shortia galacifolia
Photo by Richie Steffen

LOOK WHAT'S NEW FOR 2018!

New Plant Introductions from Local Nurseries

Words by Courtney Olander

IT'S A FAMILIAR STORY. . . As I sit in my office on this rainy late January day, I can't help but dream of summer days ahead. Honestly, I think this ability to look forward and trust that sunny skies will soon be shining and flowers blooming is what keeps us Pacific Northwest gardeners sane when days turn into weeks of rain. In the spirit of anticipation, we decided it would be fun to ask some of our favorite local nurseries to share the new plant introductions they're most excited about this spring. We spoke with Northwest Nurseries, T&L Nursery, and Skagit Gardens. If you're looking to add new texture or unexpected color to your garden this year, be sure to keep an eye out for these new plant introductions, which should soon be available at your local garden center.

From Northwest Nurseries

Cabernet Splash™ Blueberry, *Vaccinium* 'Vacbril' PPAFCPBRAF



Cabernet Splash™ blueberry.
Photo: Briggs Nursery

As the name implies, the new foliage on this medium-sized shrub (4 × 4 ft.), emerges a deep, dark red in spring. It

morphs to green in the summer, then transforms to a fiery red in the fall. The foliage alone makes this shrub a winner, but as an added bonus it produces handfuls of delicious berries throughout summer. It works best in borders, mass plantings, and as a container specimen and prefers acidic soil and full sun. If you're looking for a shrub that's both ornamental and edible, this is a great choice. Zones 4–8

Candy Apple™ Hydrangea, *Hydrangea paniculata* 'SMHMPWMH' PPAF



Candy Apple hydrangea. Photo: Doreen Wynja for Monrovia

If you're looking for a compact flowering shrub, this may fit the bill. Candy Apple hydrangea has the same look as Limelight, but on a more compact form. Big lime-green panicles age to nearly pure white, held atop sturdy stems that don't flop. This can be a showstopper for containers or a foundation shrub in smaller gardens. Reaching 5 feet tall and 4 feet wide, it prefers evenly moist soil and likes full sun to part shade. Zones 4–8

Firefly Nightglow™ Diervilla by Bloomin' Easy, *Diervilla splendens* 'El Madrigal' USPPAF



Firefly Nightglow™ diervilla.
Photo: Bloomin' Easy®

If you're after striking foliage color, this is the choice for you. The leaves emerge dark burgundy red in spring and hold their color through fall. Bright-yellow clusters of flowers contrast with the dark foliage through spring and summer. Talk about a multi-season stunner! This upright mounding shrub grows to approximately 24–36 inches tall and wide and is best suited for mixed beds, borders, and container gardening. It requires full sun and average soil. Zones 4–8

From T&L Nursery

Miss Saori Mophead Hydrangea, *Hydrangea macrophylla* 'Miss Saori'



Hydrangea macrophylla 'Miss Saori'.
Photo: T&L Nursery

A standout among mophead hydrangeas, 'Miss Saori' sports double white blossoms edged in deep pink. The foliage takes on a burgundy hue in cooler months. This variety also flowers longer than most hydrangeas—from June through September. It grows to a nice rounded 25–26 by 30–36 inches in size and prefers part sun. Zone 5

Twister African Lily, *Agapanthus* 'Twister'



Agapanthus 'Twister'.
Photo: T&L Nursery

Prolific white trumpet-shaped blossoms with deep-blue throats attract gardeners and pollinators alike. This lily's compact habit and eye-catching flowers make it a great choice for mass planting or adding dimension to mixed containers. It grows to approximately 13–24 by 18–24 inches and prefers full sun. Zone 8

Wavy Gravy Leopard Plant, *Farfugium japonicum* 'Wavy Gravy'



Farfugium japonicum 'Wavy Gravy'. Photo: T&L Nursery

A unique addition to any shade garden, *Farfugium* 'Wavy Gravy' is a real crowd-pleaser. Large, frilly leaves make it a winner for garden borders and mixed containers, as well as cut foliage in floral arrangements. It grows to approximately 13–24 by 18–24 inches and tolerates full sun to part shade. Zone 7

Crystal Ice Ficinia, *Ficinia truncata* 'Ice Crystal'



Ficinia truncata 'Ice Crystal'.
Photo: T&L Nursery

Hailing from South Africa, this adorable clumping grass is an excellent addition to planted containers. Interesting translucent white margins give a frosted effect in any season. This is a Zone 10 plant that can grow in full sun to part shade. It grows to approximately 6–12 inches in height with a 6–8 inch spread. Zone 10

Angel Wings Senecio, *Senecio candicans* 'Angel Wings'



Senecio candicans 'Angel Wings'.
Photo: T&L Nursery

Perhaps one of the year's most striking debuts, *Senecio* 'Angel Wings' features broad fuzzy silver-white foliage that is as pleasant to caress as it is to behold. A great accent in containers or summer borders, this variety is easy to grow indoors and out and is drought and salt tolerant. It prefers full sun and grows 13–24 inches tall by 10 inches wide. Zone 8

Red Lark Larkspur, *Delphinium* 'Red Lark'



Delphinium 'Red Lark'.
Photo: T&L Nursery

A new delphinium with a surprising red flower! Wildly attractive to hummingbirds and other pollinators, it is an excellent choice in the perennial garden. Sturdy flower spikes can also be used in cut-flower arrangements. It grows 3–5 feet tall and 18–24 inches wide and prefers full sun. Zone 3

From Skagit Gardens

American Pie™ Dianthus, *Dianthus* Whetman® American Pie™



Dianthus hybrid Whetman® AMERICAN PIE™ 'Georgia Peach Pie'.
Photo: PlantHaven

The dianthus American Pie™ series is a gorgeous new set of hybrid pinks, with vibrant colors. Known for their sturdy stems that don't flop, they make an ideal choice if you're looking for long-lasting cut flowers. They look best in containers and garden borders, prefer full sun, and grow to a compact 11 by 11 inches. Zone 5

Black Beard Black Mondo Grass, *Ophiopogon planiscapus* 'Black Beard'

Great for adding drama and contrast in the garden, black mondo grass is a low-maintenance staple in the Pacific Northwest. Black Beard is a new introduction with increased vigor. Zone 6a

Vavavoom Hellebore, *Helleborus* 'Vavavoom'

In late winter—just when you need it most—Vavavoom's blooms emerge white with burgundy speckles. This hellebore is a compact grower, maturing to a 6–12-inch mound of evergreen foliage. Blooms dry on the stem and can be left through spring or trimmed away. It's a great addition to the woodland shade garden. Zones 4–9

Sunshine Ruffles Hellebore, *Helleborus* 'Sunshine Ruffles'

Sunshine Ruffles' bright-yellow, red-rimmed, double-petal blooms make an eye-catching statement in the winter garden. Rare for hellebores, Sunshine Ruffles is a profuse bloomer, producing 20–30 blooms per plant! Deer resistant, it's the perfect plant for naturalizing in a shaded woodland area. Zones 4–8. ♪

Courtney Olander is a landscape designer and Certified Professional Horticulturalist at Olander Garden Design.

LITERARY NOTES

from the Miller Library

by Brian Thompson

ARE YOU INSPIRED BY EAST ASIAN-THEMED GARDENS? I am, after attending the Gardening on the Pacific Rim symposium and reading Douglas Justice's introductions to the David C. Lam Asian Garden and the Nitobe Memorial Garden.

Fortunately, there are many Asian gardens within easy reach of Seattle. Kendall Brown has profiled several in his books *Japanese-Style Gardens of the Pacific West Coast* (1999) and *Quiet Beauty: The Japanese Gardens of North America* (2013). While some are very familiar, such as the Kubota Garden and the Seattle Japanese Garden, I was surprised to learn of many others nearby, including five more in Washington.

Brown describes the Portland Japanese Garden in both his books. More recently, Jeanne Rostaing writes a chapter about this garden in *Japanese-Style Gardens* (2015), a Brooklyn Botanic Garden Guide. She notes, "It has been widely praised for its authenticity, which may be attributed to the fact that the garden has always had supervisors from Japan who have adhered as closely as possible to [designer Takuma] Tono's vision."

Chinese gardens are rarer. There is a developing garden at South Seattle College. Vancouver, B.C., is home to the Dr. Sun Yat-Sen Classical Chinese Garden, profiled by *In a Chinese Garden* (1990), the work of several authors. This book presents a compelling reader's tour of the garden, but also considerable insight into what makes this a classical Chinese design, the earliest such garden outside of Asia.

One of my favorite stops during the NHS tour of Portland last summer was the Lan Su Chinese Garden. This tranquil oasis in downtown Portland has inspired two books found in the Miller Library. *Listen to the Fragrance* (2006), by Charles Wu, describes and interprets the many literary inscriptions found throughout the garden. Longtime guide Daniel Skach-Mills wrote *The Beyond Within: The Downtown Dao of Lan Su Chinese Garden* (2017). This is not a traditional guidebook. Instead, the author explores the Daoist principles, as he understands them, expressed by different areas of the garden. "Our garden is more than a place of transformation—it is transformation happening, right before our eyes." ♪

Brian Thompson is the manager and curator of horticultural literature for the Elisabeth C. Miller Library.





A TAPESTRY GARDEN

Words and photos by Ernie and Marietta O'Byrne

THE GARDEN CREATED BY ERNIE AND MARIETTA O'BYRNE in Eugene is a Northwest treasure. Their recent publication, *A Tapestry Garden*, captures the beauty they have created and documents the journey taken in developing their rural property. Their talented and skillful eyes have woven the best of garden plants together to provide year-round interest. Their focus has also spurred an interest in plant breeding that has given us the WINTER JEWELS™ series of bellebores, which represent some of the spectacular cultivars available to gardeners today. Following is a glimpse of their new book.

Curiosity is never satisfied. Humankind must meddle, and meddle we did. Get out the paintbrush, play the bee, and start crossing the various species of podophyllums—green, large-leaved, and tall paired with those of smaller stature with painted leaves. White marking tags dangle on their dark red flowers to label the crosses. As with hostas,





the offspring multiplied, and we planted the best out in the garden until every moist, shady nook is now filled with them.

Continuing the walk in late spring, we come upon a mayapple gathering. There is one with dark, shiny, ochre leaves that we aptly named 'Red Panda,' which competes with 'Spotty Dotty,' overshadowed by a giant *Podophyllum versipelle* cross over three feet tall. Our biggest *P. delavayi*, with bold, black markings and maximum dimensions to its leaves, fills the shadiest spot. *Podophyllum delavayi* really needs moist total shade to be happy. It burns with even a touch of sun, crisping at the edges. Shade here is provided by yet another aralia, tall 'Silver Umbrella'.

Step across the bamboo-lined path and yet another showstopper has taken up happy residence there: *Podophyllum* 'Kaleidoscope'. It is a little drier here, which suits this plant, with striking, dangling red flowers and silver and black markings on its octagonal leaves. What all podophyllums have in common is their love of rich compost and lots of fertilizer. We find that commercial fertilizer leaves burn marks. We prefer something like seabird




guano (sustainably harvested), high in nitrogen and only slightly odoriferous.

Varying foliage color as well as texture are especially important to a design in a woodland garden, because here in the shade, flower power happens mostly in a big bang in spring. Unlike yellow, silver colors often become brighter in shadier places. It sounds counterintuitive, but the silver-leaved varieties of painted fern, pulmonarias (such as 'Silvermoon'), and *Brunnera macrophylla* 'Jack Frost', and especially 'Looking Glass', glow more silvery in deeper shade.

We turn a corner to an area with hot morning sun until about two p.m. This spot has been a challenge. Hellebores are good for this location: sun or shade, they take it all. More silver-splashed, evergreen foliage on the vigorous, albeit sterile, new hellebore hybrid from England called 'Anna's Red', is a good choice, with its large, red flowers. A small Japanese maple, 'Geisha', with pink and white-margined leaves, is trying to provide some shade, but it grows so slowly! We have placed the newly introduced, bright

heucheras, named frequently after mouth-watering foods and drinks, here and there for color effect.

In sun and with adequate moisture, their leaves turn even brighter. Caution is advised: It is easy to get carried away by so many color offerings and, as much as I like boldness, I don't want the border to look like an Easter egg collection. Also, the diminutive Oregon brush rabbits love to eat their foliage. We tone it down with sun-tolerant ferns like the many forms of Alaskan fern (*Polystichum setiferum*) and white astrantias (*Astrantia major*).
 ∞





GREAT PLANT PICKS SPOTLIGHT

VINES FOR CONTAINERS

Words by Richie Steffen

Campsis × tagliabuana 'Madame Galen'. Photo: T&L Nursery

I LOVE WISTERIA, but for years I always felt that if I added these beautiful vines to the garden this love would end in divorce. The story would go something like this: I would carefully select the best of cultivars. They would in turn consume half the garden. I would desperately retaliate with a severe chainsaw pruning followed by a chemical attack to extinguish any signs of life. Not a love affair I wished to embark on, so I loved wisteria from afar, through plants in other gardens.

After reading *Wisteria: A Comprehensive Guide* by Peter Valder (unfortunately out of print now), I discovered I could grow this iconic vine in a container. When I started at the Miller Garden in

2000, there was one small *Wisteria floribunda* 'Multijuga' (sometimes sold under the name 'Macrobotrys') in our small nursey area, with nowhere to be planted. I have long loved this cultivar, noted for producing racemes that could reach over 36 inches in length. I planted it in a larger container and started to train it into an interesting shape. The first two or three years it produced fairly vigorous growth, requiring the long vining new growth to be pruned back to three to five buds in early July and again in December or January. This pruning encourages an abundance of short spur-like twigs that produced the spectacular blooms. Surprisingly, after a few years, the vine started to bloom regularly and with increasing abundance. We moved it into a large 24-inch

terracotta container, and in its fifth or sixth year it produced 150 clusters and looked like a lavender-blue waterfall of flowers. Once flower production increased, the need for heavy pruning decreased, and now it rarely needs more than a few twigs removed to improve the shape.

Our success with 'Multijuga' encouraged the addition of the lovely white-flowered selection *Wisteria floribunda* 'Shiro-noda'. This performed in the same manner—quickly maturing to a lush blooming specimen. Unfortunately, this vine died owing to a series of ill-fated events, but we did not let this deter us. 'Shiro-noda' was soon replaced with the intriguing double-flowered cultivar *Wisteria floribunda* 'Violacea-Plena' (also sold as 'Black Dragon' or 'Yea-Kokuryu'), which performed very well. This led to our third wisteria, the extremely shy blooming "dwarf" selection *Wisteria floribunda* 'Kofuji'. This cultivar is grown mostly for its tiny leaves.

Each of these vines lives comfortably in a pot ranging in size from 20 to 24 inches across and 18 to 30 inches deep. We do repot our vines every five to six years using a very coarse well-draining potting soil that contains roughly one-third medium bark, one-third coarse compost, and one-third pumice. (A more detailed soil recipe can be found on our website, www.millergarden.org, under the education class handout tab.) Fertilizer is a must for these heavy feeders with a slow release being added every spring as the flowers begin to fade.

For later-season flowers, the summer blooming *Campsis* × *tagliabuana* 'Madame Galen', a salmon-red flowered trumpet vine, is also tamed to a less-vigorous grower in a container. Dear friend and NHS member Maryann Pember has a beautiful containerized specimen that has grown for years this way and provides brilliant color from midsummer to early autumn.

Recently, grafted trumpet vines have become available. These grafted plants are very floriferous even as young plants. It is not uncommon to see a nursery-grown one-gallon vine producing flowers. We have just started experimenting with grafted trumpet vines at the Miller Garden, and, so far, the growth has been greatly reduced, making pruning minimal and the flowering abundant on a much smaller plant. These will make an interesting addition to our container gardens and are well worth the added



Wisteria floribunda 'Multijuga'. Photo: Richie Steffen

expense of buying a grafted plant.

If you have admired either of these two vines, but avoided them because of their vigor, try them in a container and enjoy them without the worry of having them engulf the garden. ♡

Richie Steffen is the Director/Curator of the Elisabeth C. Miller Botanical Garden.

EVENTS

April 11, 2018

Shall We Dance? Clematis as Garden Partners

Linda Beutler

CUH Lecture 7:15 p.m.

Reception 6:45 p.m.

May 9, 2018

A California Editor Makes a "Thoroughly Northwestern" Garden

Robert Smaus

CUH Lecture 7:15 p.m.

Reception 6:45 p.m.

June 13, 2018

Tending the Earth: The Urban Agricultural Revolution

Lorraine Johnson

CUH Lecture 7:15 p.m.

Reception 6:45 p.m.

NO FEAR GARDEN DESIGN SERIES

PLANT THE POWER OF FRAGRANCE

Words and photos by Sue Goetz

Philadelphus, mock orange

AROMATHERAPY DESCRIBES THE USE OF FRAGRANCE for healing. The lure and power of fragrance is legendary, from the use of crushed aromatic plants in ancient history to alternative healing therapies of the modern world. The power of fragrance brings pleasant memories and also relaxes and lifts moods, all of which define what “aroma-therapy” really is.

When you walk through a fragrant garden you find nature in one of its most powerful forms. The essential oils located in the bark, roots, fruit, flowers, leaves, and grasses release fragrance into the air. Nature formulates the essence of plants to attract, typically, pollinators. Lighter-colored blossoms often have faint or delicate aromas because these colors attract moths and butterflies for pollination—insects that see rather than smell. Daisies tend to smell terrible, so their odor attracts flies for pollination. Self-pollinating flowers that need no help from insects, as well as flowers that attract bees by sight rather than smell, often have no fragrance. Also, the flowers of highly bred cultivars usually have no fragrance because humans do the propagation, so no attrac-

tant is needed to reproduce. (This explains why the beautiful red roses from the florist have no fragrance; they are bred for beauty, not substance.)

Heavily fragrant and oily plants have thick, volatile compounds that provide a protective layer around the leaves. An English custom of covering garden walls with climbing rosemary for cooling has been supported by modern research. Rosemary has 74 times the cooling effect of fresh air, due to its heavy fragrant nature.

Fragrant blossoms and aromatic foliage add a sensory dimension to the garden. The key is to place plants where they will give the most benefit. Fragrant plants lining pathways and entries will greet guests, while massed groupings of seasonal fragrant plants will perfume patios and outdoor living spaces. Container gardens filled with aromatic plants can be added to areas where ground planting space is at a premium. Cultural placement is also an important consideration. For most plants, the summer sun will

heat up scents and release precious essential oils. For example, lavender releases aroma in the heat of a summer's day, whereas sweet box (*Sarcococca*) releases its fragrance in late winter in the shade. Some plant aromas are heavy while others may be slight and their leaves or flowers need to be touched to release the smell. Place pungent fragrances in larger open areas and delicate ones on patios and along walkways to be brushed up against.

Designing a fragrant garden is much the same as a perfumer mixing scents. Choose plants by how and when their aromas are released; for example, some only have fragrance when they are in flower. With so many choices, a fragrant garden plan that incorporates trees, shrubs, perennials, herbs, and bulbs can have fragrance in any season.

Trees and Shrubs: fringe tree (*Chionanthus virginicus*), sweet box (*Sarcococca*), 'Pink Dawn' viburnum (*V. bodnantense*), sweet olive (*Osmanthus delavayi*), variegated winter daphne (*Daphne odora* 'Aureomarginata'), Mexican orange (*Choysia ternata*), lilac (*Syringa vulgaris*), mock orange (*Philadelphus* 'Belle Etoile' or 'Snowbelle')

Perennials, Annuals, and Herbs: lavender, stargazer lilies, sweet peas, heliotrope, scented geraniums (*Pelargonium* sp.), mints, rosemary, marjoram, lemon verbena, other herbs

Bulbs: hyacinths, Thalia daffodil, Angelique and Peach Melba tulips, lily of the valley

Groundcovers: Corsican mint (*Mentha requienii*), creeping lemon thyme (*Thymus* sp.), lawn chamomile (*Chamaemelum nobile*)

Seasons of Fragrance

Plant something for every season:

Winter–early spring: witch hazel, sweet box

Spring: hyacinths, daffodils

Early summer: sweet peas, heliotrope, lilacs

Midsummer: lavender, Oriental lilies

Late summer: rugosa rose, phlox

Fall: late-blooming lilies, magnolias, sweet autumn clematis (*C. paniculata*)

Check out more "Plants that make SCENTS" at www.great-plantpicks.org.


Sue Goetz is a garden designer, speaker, author, and NHS board member. www.thecreativegardener.com



Osmanthus delavayi, sweet olive, hedge at the Center for Urban Horticulture



Sweet pea in a window box



Rosemary against a stone column



Rhododendron kesangiae
in the Asian Garden



Magnolia campbellii
in the Asian Garden



Berkheya purpurea and *B. cirsiifolia*
in the Asian Garden


The Varied Experiences of the UBC BOTANICAL GARDEN

Words and photos by Douglas Justice

The University of British Columbia and UBC Botanical Garden are located on Point Grey, at the westernmost tip of the city of Vancouver. The area is the traditional territory of the Musqueam First Nation. The Botanical Garden is at the southwestern edge of the campus, overlooking the Salish Sea and the Fraser River estuary. Much of this garden is well-established second-growth forest, dominated by western red cedar, grand fir, and western hemlock, with bigleaf maple and red alder in the wetter pockets and Douglas fir on the open, better-drained sites. Directly to our west, the Point Grey cliffs, at nearly 100 m (330 feet) high, deflect prevailing winds off the ocean, creating updrafts on which bald eagles float, but the wind's turbulence is also responsible for the protected microclimate that exists in the Botanical Garden, where a remarkable range of plants can be grown.

Among the foremost attractions at UBC Botanical Garden are the David C. Lam Asian Garden, home to UBC's notable

rhododendron, maple, and magnolia collections, and the E. H. Lohbrunner Alpine Garden. In the Asian Garden, lofty forest trees provide a dramatic backdrop for spectacular shrubs, Japanese maples, woody climbers, and exotic herbaceous perennials.



The Physic Garden

Rhododendrons have always been the backbone of this 25-hectare (60-acre) garden; there are more than 500 different kinds of rhodies here, the majority grown from wild seed collections made across Asia. The Alpine Garden, built on a west-facing hillside, was constructed using 2,000 tons of pyroxine andesite boulders imported from the BC Interior and displays many thousands of different, mostly smaller plants from mountain

areas around the world. For the more adventurous garden visitor, UBC Botanical Garden offers the Greenheart TreeWalk, an aerial trail system that traverses the middle and upper parts of the forest in the Asian Garden. Open from mid-March through mid-October, the TreeWalk's innovative design and engineering cause little or no impact on the health of the trees or the sur-



Rhododendron asterochnoum
in the Asian Garden



Andromeda polifolia "Alba"
in the Alpine Garden



Prunus "Taki-nioi"
in Nitobe Memorial Garden

rounding ecosystem. A cable tension system suspends a network of bridges and platforms from trees, without the use of nails or bolts. Other notable features at the Botanical Garden include a formal Physic (Apothecary's) Garden displaying plants common to the European pharmacopoeia of the early Renaissance, a Food Garden demonstrating cultivation of traditional and exotic fruits and vegetables, mixed borders of lively, colorful flowering perennials and shrubs, as well as gardens representing the diversity of western and eastern North American native plants.



Applefest in the Food Garden

Nitobe Memorial Garden, part of the Botanical Garden, is located a kilometre northwest on the UBC campus, close to the renowned Museum of Anthropology. Like the Botanical Garden, Nitobe was carved out of a natural second-growth stand, here composed primarily of tightly spaced western hemlock and

Douglas fir. This forest is the background to a restful landscape. Azaleas and other shrubs are clipped into homogeneous undulating masses, in accordance with a design philosophy that eschews displays of exuberance. The overall result creates contemplative spaces on which to rest the eyes. Extensive expanses of monochromatic water, lawn, moss, and softly rounded shrubs create a subtle textural foil for traditional human-built

structures, rock arrangements, spring cherry blossoms, and the brilliant but earthy tones of autumn maple leaves.

For more information on the UBC Botanical Garden, go to botanicalgarden.ubc.ca.

Douglas Justice is Associate Director, Horticulture and Collections at UBC Botanical Garden.

Outside of UBC, there are numerous gardens around Vancouver that are worth visiting. In the city, there is VanDusen Botanical Garden, a 22-hectare (55-acre) garden that boasts diverse plantings, lakes, and sweeping views. Associated with VanDusen is the Bloedel Conservatory, which houses tropical plants and birds. Bloedel is located within Queen Elizabeth Park, a large park noted for its excellent views of the city and extensive tree collection. Downtown Vancouver's naturally forested Stanley Park features extensive horticultural displays, including a large rose garden and a woodland garden highlighting rhododendrons and azaleas.



Thank you to our patrons. The Wednesday Evening Lecture Series would not be possible without the tremendous support of our patrons. Their generosity helps NHS provide an outstanding educational program for Northwest gardeners.

2018 Patrons

Louise Abbott
Joseph Abken
Jean Amick
Phoebe Andrew
Kathleen Archer
Larry Arndt
Carol Arnold
Janis Arthur
Barbara Asmervig
Mary Ellen Asmundson
Annette Barca
Douglas Bayley
Matthew Berberich
Bonnie Berk
Jim & Suzette Birrell
John Blair
Gus Blake
Constance Bollen
Sandra Booren
Whit Carhart
Patricia Church
Sue Clark
Stacie Crooks, Crooks Garden Design
Regina Crumbaker
Christine S Davis
Tanya DeMarsh-Dodson
Emily Dexter
Gabriele Dickmann
Tina Dixon
Anita Dunn
Janet & Michael Endsley
Cauleen & Ken Eshleman
Sue Ewens
Phoebe Fine, Phoebe Fine Design
Gwyn Fowler
Carla Fulton
Maren Gilliland
Marilyn Glenn
Bonnie Schrader Godfred
Loretta Goetsch
Susan Goetz
Greg Graves
Mollie Groendyke
Linda Guftanson
Dorothy J Guth
Gayle M Harris

Terry Hayes
Nancy Heckler
Deborah Heg
Catherine Hillenbrand
Carol W Holloway
Gail Hongladarom
Becky Johnson
Ann Keller
A C Kennedy Inc dba Kemper/Iversen
Karin Kravitz
Denise Lane
Raymond J Larson
Jack & Patricia M Leary
Jeanne Marie Lee
Ann Lesan
Ann LeVasseur
Janet Lewinsohn
J David Lewis
Judy Likness
Toni M Loomis
Mark & Joanie Lyke
John MacKean
Charlie Madden
Hans & Tina Mandt
Susie Marglin
Gillian Mathews
Linda & Roger McDonald
Robert Meadows
Kathy E. Meislahn
Michelle Meyer
Lindsay Michimoto
Langdon Miller
Renée Montgelas
Maureen Morris
Lorraine Morton
James L Murphy Jr
Ann Neel
Lee C Neff
Rick & Jana Nelson
Sue Nevler
Colleen O'Connor
Marianne & Jim O'Donnell
Chuck Ogburn
Lucinda O'Halloran, Spirit Garden Design
Mary Ellen Olander in memory of
Elsie Olander

Sue Olsen
Ann Ormsby
Pam Owen
Parterre, Inc/Pamela Thompson
Maryann Pember
Vangie Pepper
Betsy Piano
Susan Picquelle
Beverly Pierson
Dinny Polson
Dixie Jo Porter
Monte Powell
Kate Read
Deborah Riehl
Pat Riehl
Nita Jo & Randy Rountree
Marilou Rush
Susan Ryan
Jean Savory
Canan Savrun
Richie Steffen & Rick Peterson
Florence Stiles
Nancy Strahle
Charles Symens
Rahul Thombre &
Margaret Hayes-Thombre
Walter Thompson
Sue Tong
Shelagh Tucker
Toni Tully
Cathy Van Dyke
Eileen Van Schaik & Paul Soreff
Jennifer Veninga
Ralene Walls
Margaret Watson
Jean Weaver
Marie Weiler
Jackie White
Joanne White
Madeline Wilde
Sherri Wilson
Withey Price Landscape & Design LLC
John A Wott
Ann Wyckoff



President's Message

Every year I get swept up in the exuberance of spring. Nearly each day that I walk the garden I find a new favorite plant and make a mental note to seek out and collect every species and cultivar that exists of this choice specimen, only to have it lost the next day when another luscious bloom or the fresh new foliage of some other garden delight steals my attention. Spring is the time for enjoying the abundance of color scattered through the beds and for making greedy acquisition lists the budget cannot afford. My motto for spring? Budgeting is best left for the dry months of summer!

I felt inspired by the worldly views presented at the spring symposium. Hearing about plants from around the Pacific Rim, along with a recent trip to Washington Park Arboretum, has led to a current lust for Southern Hemisphere plants. The New Zealand garden at the south end of the Arboretum is filling in with a wealth of unusual plants not typically grown in our region. The progress of this area is exciting to see and inspiring in its experimental qualities. Plants installed just a few years ago are now knitting together to form a tapestry of textures and unusual colors that truly recall the wild New Zealand landscape.

Another very urban landscape that I find inspiring by its use of an atypical plant pallet is the newly opened Amazon Spheres. Capitalizing on striking combinations of foliage and texture along with unusual plants, this garden is designed for impact. With its combination of proven hardy plants and experimental choices, this garden will encourage us all to expand our idea of what an urban downtown landscape can be.

The never-ending lesson of discovery and wonder provided by gardening drives my passion for horticulture. I look forward to taking concepts and plant ideas from both of these gardens and applying them as I develop a new garden in Kingston. I hope that all of our members can find inspiration in these gardens and other public spaces this spring and find a way to capture what excites them in their own home gardens. ☺

All the best,
Richie Steffen, NHS President

NEW MEMBERS

Cathy Ames
Yoko Arakawa
Marcia Bartholme
Andrea Becker
Mary M Bennett
Donna L Bogumill
Andy H Breuninger
Alice Brewer
Gretchen Brown
Paul Cady
Colleen Costigan
Christy Dowd
Kelly Forsyth
Cheryl A Hart Guss

Kathryn L Haniuk
Kyle A Henegar
Frankye L Jones
Nancy K Jones
Shirley Katz
Ann M Klosterman
Laura Kvasnosky
Karen Lewis
Stacy V Lyon
Pat Moe
Natalia Murinova &
Daniel Krashin
Mark W Pollock
Sabrina Qualley

Brenda K Ratzlaff
Sharon H Rinehart
Jim Rondone
Meg Ryan
Cynthia Sheridan
Louise Soltow
Julie R Squires
Shannon L Stephens
Zach Stratton
Lena & Sean Tat
Loretta Turner
Elizabeth Weien
Diana M Wisen
Lynda Wolf

GARDENnotes

Editor

Marie Weiler
meweiler@comcast.net

Designer

Sonya Kopetz
sonya@kbdesign.com

Contributors

Laura Blumhagen
Sue Goetz
Douglas Justice
Karin Kravitz
Ernie & Marietta O'Byrne
Courtney Olander
Richie Steffen
Brian Thompson



NORTHWEST HORTICULTURAL SOCIETY
PO Box 4597
ROLLING BAY, WA 98061-4597

Non-Profit
Organization
U.S. Postage
PAID
Seattle, WA
Permit No. 4842

Who has learned to garden who did not at the same time learn to be patient?

—H.L.V. Fletcher, *Purest Pleasure* (1949)

Epimedium
'Lilac Cascade'
Photo by Richie Steffen